



# Pricing Methodology

**Prepared By:**

Buller Electricity Limited

Robertson Street

Westport

Date: 31 March 2024

---

# Table of Contents

1.	INTRODUCTION.....	1
2.	PRICING PRINCIPLES, STRATEGY & CONSIDERATIONS .....	2
2.1	DELIVERY SERVICES.....	2
2.2	DELIVERY PRICES, LINE CHARGES & RETAILER CHARGES.....	2
2.3	ECONOMIC CONSIDERATIONS.....	3
2.4	EVEN-HANDEDNESS & PRACTICAL CONSIDERATIONS.....	3
2.5	REGULATORY CONSIDERATIONS.....	3
2.6	RETAILER & CONSUMER COMMUNICATIONS.....	4
2.7	PRICING STRATEGY .....	5
2.8	CHANGES TO PRICING METHODOLOGY .....	6
2.9	FUTURE PRICING OBJECTIVES .....	6
3.	OVERVIEW OF THE PRICE-SETTING METHODOLOGY.....	7
3.1	DETERMINING THE TARGET REVENUE.....	7
3.2	PRICE CATEGORY & PRICE-STRUCTURE REVIEW.....	8
3.3	COST ALLOCATION & PRICE-CALCULATION.....	8
3.4	TRADITIONAL & COST-REFLECTIVE PRICE-SETTING METHODOLOGIES .....	10
3.5	LOCATIONAL PRICE DIFFERENTIATION .....	12
4.	TARGET REVENUE .....	14
4.1	TARGET REVENUE COMPONENTS.....	14
4.2	CAPITAL CONTRIBUTIONS .....	15
4.3	DISCRETIONARY DISCOUNTS AND REBATES.....	15
4.4	METERING AND LOAD CONTROL EQUIPMENT .....	15
5.	PRICE CATEGORIES.....	16
5.1	RESIDENTIAL CONNECTIONS & LOW USER PRICING .....	17
5.2	NON-RESIDENTIAL CONNECTIONS – AMD BASED PRICING.....	17
5.3	TEMPORARY CONNECTIONS.....	18
5.4	UNMETERED CONNECTIONS.....	18
5.5	STREETLIGHT CONNECTIONS .....	18
5.6	DAIRY FARM CONNECTIONS.....	18
5.7	IRRIGATION CONNECTIONS.....	18
6.	PRICE CATEGORY REVENUE/COST ALLOCATION .....	19

7.	PRICE-STRUCTURE & PRICE-CALCULATION .....	20
7.1	FIXED REVENUE PROPORTION .....	20
7.2	FIXED CHARGES – PRICE COMPONENTS.....	20
7.3	VARIABLE CHARGES – VOLUME PRICE COMPONENTS .....	21
7.4	POWER FACTOR.....	21
7.5	PRICE-CALCULATION .....	22
7.6	FORECAST PRICE CATEGORY REVENUE .....	22
7.7	PRICE CATEGORY DELIVERY PRICE INCREASES.....	24
7.8	SRAM PAYMENT TO RETAILERS .....	24
	APPENDIX A – DELIVERY PRICE SCHEDULE 2024/25.....	26
	APPENDIX B – DISTRIBUTION PRICING PRINCIPLES .....	30
B.1	ELECTRICITY AUTHORITY PRICING PRINCIPLES .....	30
B.2	PRINCIPLE (A) – SIGNALLING ECONOMIC COST .....	31
B.3	PRINCIPLE (B) – ALLOCATION OF RESIDUAL COSTS.....	33
B.4	PRINCIPLE (C) – RESPONSIVENESS TO END USERS .....	33
B.5	PRINCIPLE (D) – TRANSPARENCY.....	34

## 1. Introduction

Buller Electricity Limited (BEL) owns and operates the electricity distribution network on the northern West Coast of the South Island, New Zealand. Our distribution network extends from Meyville Bay in the south (5km north of Punakaiki) to Karamea in the north and lies entirely within the boundaries of area administered by the Buller District Council. Much of the distribution area covered is rural incorporating significant dairy and other farming activities, with the main population being based in the Westport township. Coal mining at the Stockton opencast mine continues to be a major employer and electricity consumer in the region.

BEL is owned by its consumers via the [Buller Electric Power Trust](#) (BEPT) which was established in 1947 with a vision to facilitate the electrification of the region. While our core activity is electricity distribution, BEL also operates an electrical contracting business (Electro Services Limited) and is a shareholder of the electricity retailer Pulse Energy LP.

BEL receives electricity from Transpower's national grid and local embedded (distributed) generation and we distribute this electricity using our network to approx. 4,900 homes and businesses (our consumers). The service we provide is the delivery of electricity only – we do not buy and sell electricity, we simply deliver it to the customers of electricity retailers that operate in our area. We charge electricity retailers on a wholesale basis for this delivery service, and they in turn include this cost in their retail electricity prices to their customers.

The purpose of information disclosure is to promote efficient operation of electricity distribution businesses by ensuring that electricity distributors make publicly available reliable and timely information about the operation and behaviour of their businesses. Information disclosures about such factors as profit, costs, asset values, price, quality, security, reliability and the methods used for price-setting enable interested parties to assess if the prices set by distributors promote efficiency and how the benefits of efficiency gains are being shared with consumers. It therefore supports assessment of whether the purpose of the Act is being met.

## 2. Pricing Principles, Strategy & Considerations

In simple terms BEL sets prices in a manner to provide sufficient revenue to recover the cost of operating our distribution network while seeking to comply with the regulations. The structure of our pricing aims to reflect the economic cost of providing our Delivery Service. With this approach, consumers can make efficient decisions about which form of energy to use and when to use it, which in turn contributes to economic welfare. Recognising these high-level objectives, the considerations detailed in this Section influence our pricing decisions. In many situations it is necessary to achieve an appropriate trade-off or balance between the various competing considerations.

### 2.1 Delivery Services

The primary services BEL provides to consumers are as follows:

- **Demand/Capacity** – access to an agreed level of electricity supply
- **Reliability & Security** – in simple terms keeping the power on
- **Power Quality** – ensuring quality of supply is within acceptable/regulatory limits
- **Load Control** – control of load e.g. electric hot water heating to minimise collective costs
- **Fault Repair** – repair and restoration of electricity supply on an on-call 24/7 basis

### 2.2 Delivery Prices, Line Charges & Retailer Charges

Delivery Prices are used to determine the Delivery Charges – also commonly referred to as Line Charges – which will be levied on a Retailer for their customers use of BEL’s network. Distributors are paid by Retailers on a monthly basis as part of the Retailer Billing process, and the billing quantities (for example the number of connections and energy consumption) are normally explicitly itemised at the individual consumer level in the Retailer Billing data transferred between Retailers and Distributors. As a result, the Delivery Charges for every connection can be readily identified by the Retailer and Distributor.

In terms of the charges consumers see of their power account with their Retailer, the Retailer will either:

- Separately disclose the different components of their overall electricity bill in relation to electricity (energy) charges, delivery charges, administration charges, metering charges and/or Electricity Authority levy etc,
- Or alternatively repackage and include one or more of the charge components listed above into their own retail prices, in which case the charge components are not disclosed separately.

While the Distributor also has the option of billing consumers directly for their delivery service, this is not the common/standard practice, and is generally only considered for the billing of the largest consumers. BEL currently does not direct bill any consumers.

## 2.3 Economic Considerations

In terms of the structure of our pricing, we aim to ensure that our pricing is economically efficient, which means that:

- Customers choosing to use our network should face the appropriate cost of that decision and be incentivised to weigh up the value of the service and the cost of alternatives,
- And consequently, investments in our network over time will be at an appropriate level and in the interest of consumers.

## 2.4 Even-Handedness & Practical Considerations

BEL takes into account the need for even-handedness and practicality in determining Price Categories, cost allocations and the structure of our pricing. Specifically, we:

- Apply price averaging over large groups of connections, because it is generally not practical to single out individual connections for cost-specific delivery pricing,
- Recognise that all consumers should share in the benefits of greater utilisation of shared assets (and other enhanced economies of scale),
- Recognise that consumers change their demand behaviour only over relatively long periods of time, and it is important to provide consistent pricing incentives aimed at maximising the efficient utilisation of our assets (for example, lower night-time prices that support off-peak usage),
- Seek to make our price signals effective by balancing strong price signals with easily understood application and measurement,
- Set prices that are the same for all retailers, providing a 'level playing field' to promote retail competition.

## 2.5 Regulatory Considerations

Electricity Distribution Businesses (EDB's) such as BEL are subject to the Electricity Distribution Information Disclosure Determination (IDD) 2012<sup>1</sup> determined pursuant to Part 4 of the Commerce Act 1986. In the Determination, Clauses 2.4.1 – 2.4.5 set out the requirements for BEL to disclose its Pricing Methodology, including:

- Target Revenue information

---

<sup>1</sup> [https://comcom.govt.nz/\\_data/assets/pdf\\_file/0024/272931/Electricity-Distribution-Information-Disclosure-Determination-2012-Consolidated-version-9-December-2021.pdf](https://comcom.govt.nz/_data/assets/pdf_file/0024/272931/Electricity-Distribution-Information-Disclosure-Determination-2012-Consolidated-version-9-December-2021.pdf)

- Discussion of the extent of consistency of the Pricing Methodology with the Pricing Principles<sup>2</sup> – administered by the Electricity Authority and last updated in July 2019
- Pricing Strategy
- Approach to pricing for non-standard contracts and distributed generation
- Disclosure of consumer consultation on price and quality

The Commerce Commission notes that pricing disclosures help interested persons to understand:

- How prices are set and enable comparison between the different Price Categories
- How efficiency is promoted
- Whether they are sharing the benefits of efficiency gains with other consumers.

Additional regulatory guidance for BEL in preparing its pricing methodology comes from the Low Fixed Charge (LFC) Regulations 2004<sup>3</sup> which applies to Residential consumers. An Amendment<sup>4</sup> to these Regulations, which provides for the phasing out of Low Fixed Charge based pricing over a 5-year period from 1 April 2022, has been passed into law in November 2021.

As a consumer-owned EDB BEL is exempt from the Commerce Commission's Default Price-Quality Path (DPP) regime<sup>5</sup> which began its third 5-year control period on 1 April 2020. While exempt EDB's are subject to a lower level of scrutiny in comparison with their non-exempt peers, BEL has determined that it is in our interests, the interests of its consumer-owners, and the interests of consumers connected to the BEL network, to align its Pricing Methodology and practices to those of our non-exempt peers. A key aspect of this is industry benchmarking, so far as practically possible, using information available from the Information Disclosure Determination (IDD).

## 2.6 Retailer & Consumer Communications

While BEL has not undertaken formal consultations on pricing with our consumers for a number of years, price-quality trade-off related questions are routinely included in the consumer surveys we generally undertake on a biennial basis. The most recent of these surveys was undertaken in mid-2021 and the majority of respondents have indicated that they are satisfied with the status quo and are not inclined to trade-off current reliability levels for higher or lower prices.

---

<sup>2</sup> <https://www.ea.govt.nz/operations/distribution/pricing/>

<sup>3</sup> <http://www.legislation.govt.nz/regulation/public/2004/0272/latest/DLM283614.html>

<sup>4</sup> [https://www.legislation.govt.nz/regulation/public/2021/0391/latest/whole.html?search=ts\\_act%40bill%40regulation%40deemedreg\\_Electricity\\_resel\\_25\\_a&p=1#LMS600815](https://www.legislation.govt.nz/regulation/public/2021/0391/latest/whole.html?search=ts_act%40bill%40regulation%40deemedreg_Electricity_resel_25_a&p=1#LMS600815)

<sup>5</sup> <https://comcom.govt.nz/regulated-industries/electricity-lines/projects/2020-2025-default-price-quality-path>

## 2.7 Pricing Strategy

BEL is committed to establishing a formal and prescribed Pricing Methodology, as well as overall Company processes and decision-making framework, which results in desirable outcomes in relation to the economic, social and regulatory considerations associated with our network as detailed in this document.

Our high-level Delivery Pricing Strategy has been approved by the BEL Board and is as follows:

### **Our Delivery Pricing Strategy**

We aim to set our Delivery Prices to provide sufficient revenue to recover our prudent and efficient costs, including a return on investment, while seeking to comply with the regulations.

We aim to reflect the long-term economic costs of providing consumers with the quality of delivery service that they require. Cost recovery is fundamental to retaining our incentives to invest in our network in the long-term interests of consumers. In structuring and setting our prices we take a medium to long term view, and we consider economic efficiency, equity and practicality. We seek to ensure that our pricing is economically efficient, which means that customers who use our network face the appropriate cost of that use and are incentivised to weigh up the value of our delivery service and the alternatives. Cost-reflective prices should help to ensure that our investments in our network over time will be at an appropriate level.

Recognising that consumer capital contributions are a component of the overall recovery of our costs – in simple terms the level of contributions determines how much is recovered up front as opposed to on an ongoing basis – we incorporate our approach to contributions into our set of pricing documentation.

In determining Price Categories, cost allocation and the structure of our pricing we:

- apply price averaging over large numbers of connections because it is generally not practicable to single out individual connections for cost-reflective delivery pricing. Where it is practicable to do so we allocate assets and costs to the specific connection categories that use them,
- recognise that all consumers should share in the benefits of greater utilisation of shared assets and economies of scale,
- recognise that consumers generally change their demand behaviour over relatively long periods of time, and it is important that we provide compelling and consistent pricing incentives aimed at maximising the efficient utilisation of our assets,
- seek to make our prices effective, by balancing strong price signals with simple application and measurement,
- set prices that are the same for all retailers, providing a ‘level playing field’ to promote retail competition.

Key considerations relating to our pricing over the next five years include:

- our developing thinking on sustainability and the way we manage the trade-offs between the environmental and affordability aspects of the energy trilemma (the balance of affordability, security of supply and carbon intensity) in New Zealand’s transition to a low



carbon economy,

- preserving incentives for managed water heating load and off-peak network consumption,
- the impact of changing use of the network due to emerging technologies such as distributed generation, battery storage, off-grid systems, and electric vehicles,
- the Electricity Authority's pricing principles, associated practice note, and scorecards.

The way we implement our pricing strategy is updated and publicly disclosed in our Pricing Methodology document. We usually change our delivery prices on 1 April each year.

## 2.8 Changes to Pricing Methodology

BEL's Pricing Methodology has been modified for the 2024/25 financial year in the following areas:

- Addition of 3 new Price Categories – Section 5
- Simplification of the method used to undertake the Price Category Cost Allocation – Section 6

## 2.9 Future Pricing Objectives

BEL's plan for the adoption of more efficient distribution pricing are detailed in the document which can be found on our website [here](#). Options for distribution pricing reform which BEL Management and Board have currently decided are not to be considered are:

- Increasing the overall level of fixed revenue for Residential Price Categories to be greater than 50%
- Urban/rural locational pricing differentiation

BEL recognises the economic impacts electricity price increases have on members of our community and one of our pricing objectives is where possible to the minimise any increases to Residential consumers.

### 3. Overview of the Price-Setting Methodology

This section provides an overview of the Price-Setting Methodology BEL uses to determine electricity Delivery Prices. The major tasks which comprise the Price-Setting Process are as follows:

- Determining the Target Revenue
- Review (and possible change) the Price Categories & Price-Structure
- Allocation of costs to the Price Categories and Price-Calculation

The nature of these tasks is detailed below, and this is followed by a discussion on the difference between Traditional and Cost-Reflective Price-Setting Methodologies, and how BEL’s current Pricing Methodology aligns.

#### 3.1 Determining the Target Revenue

The Target Revenue is obtained using a building blocks approach from the budgets and [Asset Management Plan](#) as shown in Figure 1. The budget takes into consideration the costs associated with providing an electricity delivery service to consumers including network maintenance, asset base depreciation, transmission costs, and business support (administration & overhead costs).

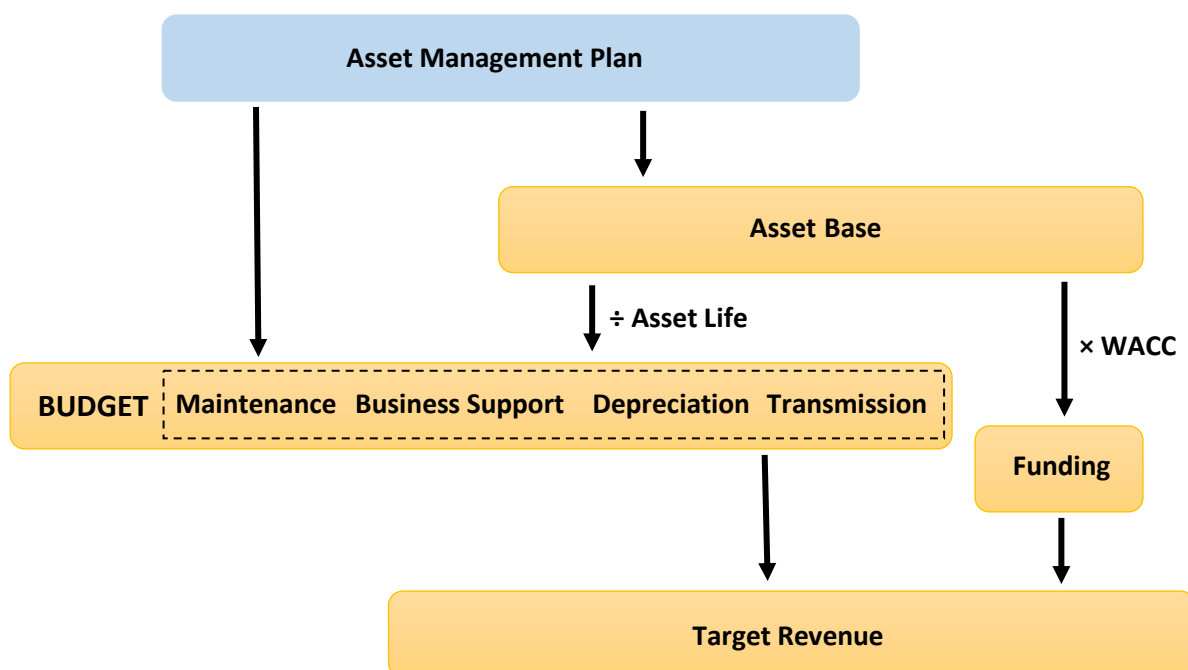


Figure 1 Process for Determining the Target Revenue

### 3.2 Price Category & Price-Structure Review

Consumer connections are categorised into Consumer Groups (Electricity Registry Price Categories) which have similar maximum demand, capacity, network usage characteristics, and other electricity delivery cost drivers. These categories are reviewed annually using information from our consumer database, Pricing Strategy and historic Retailer Billing & consumption data.

The Price-Structure is reviewed annually with reference to BEL's Pricing Policy & Strategy. It determines the manner in which the Target Revenue will be collected from the Price Categories in relation to:

- The proportion of Revenue to be collected as Fixed Revenue versus Variable Revenue/Charges
- Application of locational price differentiation
- The types of Fixed Charge which are to be applied e.g. Fixed Daily Charge (\$/Con/Day) or Fixed Demand/Capacity Charge (\$/kW/Day)
- The Variable (consumption) Charge types to be applied e.g. Uncontrolled, Controlled, All Inclusive, Day, Night and/or Time-of-Use (TOU)

The Price Categories and Price-Structure provides the platform/framework/foundation on which the later Cost Allocation & Price-Calculation tasks of the overall Price-Setting Methodology are undertaken. Price Categories are generally stable from year to year, and any significant changes would generally require consultation with Retailers and/or consumers well in advance of when BEL completes the annual Price-Setting process in November/December each year.

The Price Categories and Price-Structure, in conjunction with the associated historic data, allow Retailer Billing quantity forecasts to be made, which are key inputs to the Cost Allocation and Price-Calculation tasks of the Price-Setting Methodology.

BEL made significant changes to the Price Categories used for the implementation of our pricing for the 2021/22 financial year. These Price Categories are to be retained in 2024/25 along with the addition of 3 new categories as detailed in Section 5.

### 3.3 Cost Allocation & Price-Calculation

The Cost Allocation & Price-Calculation tasks of the Price-Setting Methodology are depicted in Figure 2 where the blue boxes represent inputs. The Target Revenue is allocated to the Price Categories using the Cost Allocation Algorithm. This algorithm identifies the costs associated with the electricity delivery service provided to each Price Category, with the end result being the Target Price Category Revenue.

Price-Calculation involves determining the individual prices which will be applied to the Retailer Billing quantities e.g. number of consumers, Chargeable Capacity and electricity consumption, to calculate the expected Revenue for each Price Category. The previous year's prices are normally used as an initial estimate of the following years prices, and these prices are then modified in an iterative manner, with a goal of achieving the best pricing solution subject to a range of criteria such as:

- The desired proportion of fixed versus variable Revenue

- Overall Price Category revenue impacts, and possibly also the charge impacts at the individual consumer level if deemed necessary
- The difference between the Target Revenue and Forecast Revenue for each Price Category
- The difference between the overall Target Revenue and Forecast Revenue
- The percentage change in prices between years

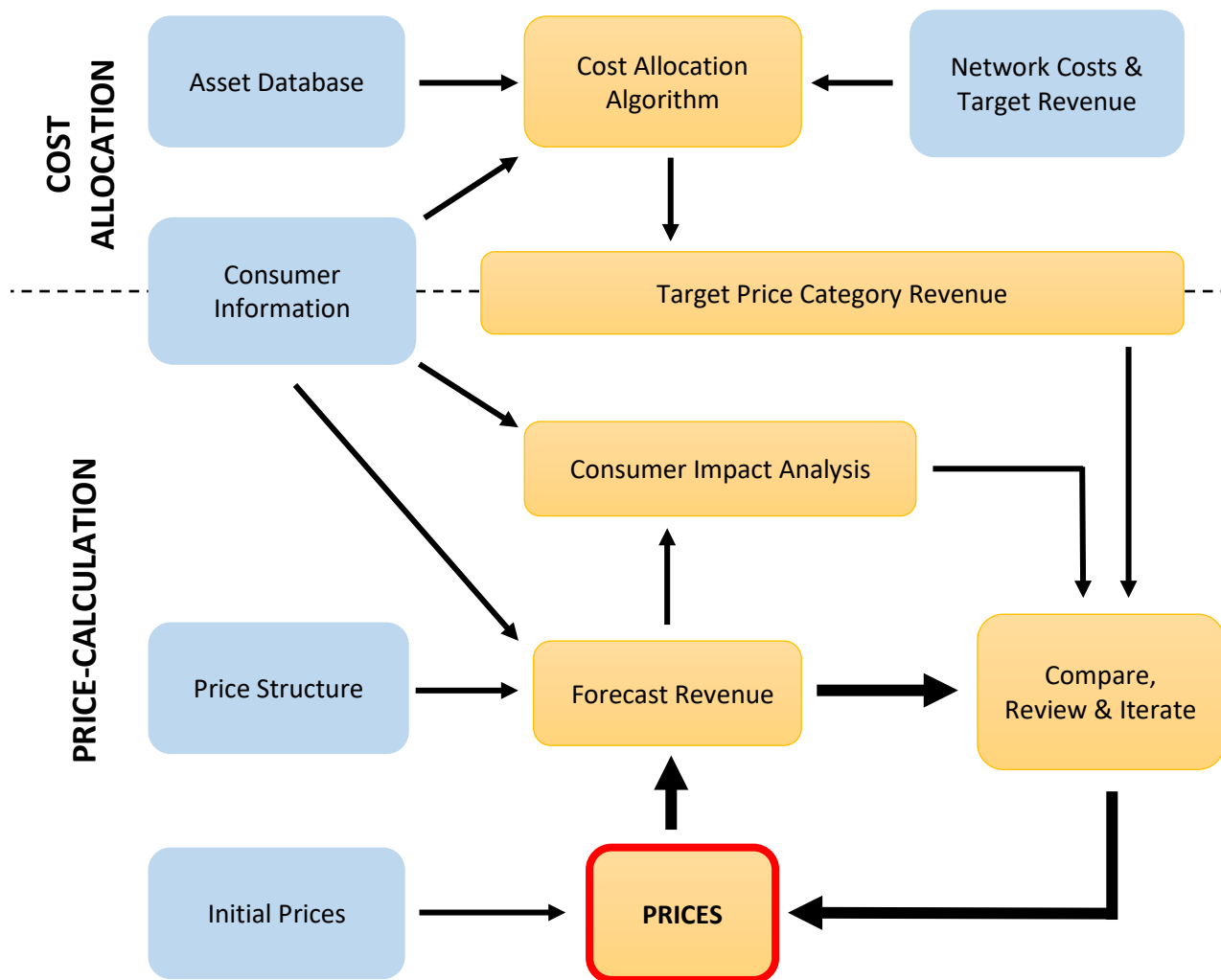
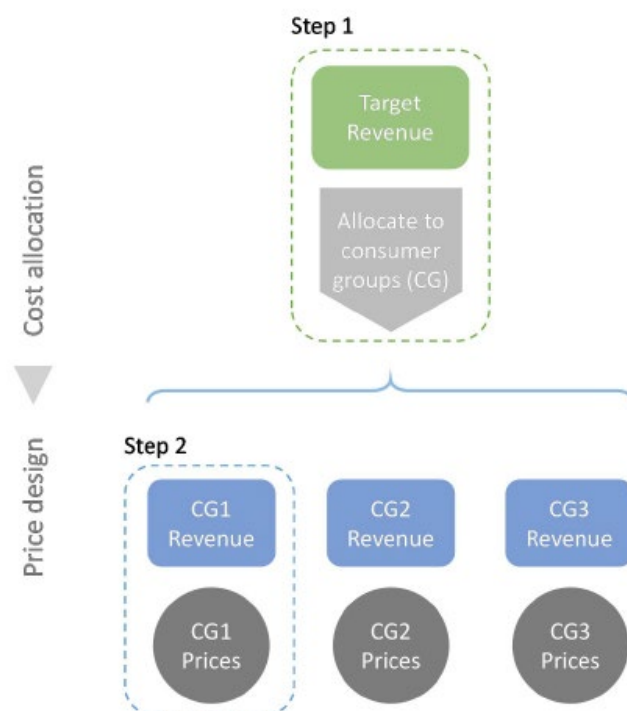


Figure 2 Cost Allocation & Price-Calculation Tasks of the Price-Setting Methodology

### 3.4 Traditional & Cost-Reflective Price-Setting Methodologies

The Electricity Authority updated the Pricing Principles in its Distribution Pricing Decision Paper<sup>6</sup> released in July 2019 and has subsequently released further guidance in a number of documents, the most recent being the October 2022 Price Note<sup>7</sup>. In the Authority’s 2019 Practice Note diagrams which highlight the differences which exist between Traditional & Cost-Reflective Price-Setting Methodologies were provided – with these diagrams are reproduced in Figure 3 and Figure 4 for reference.



**Figure 3 Price-Setting Methodology<sup>8</sup>**

A Cost-Reflective Price-Setting Methodology is essentially a Traditional Price-Setting Methodology with an additional initial step where:

- The Economic Cost is allocated to the Price Categories and appropriate cost-signalling prices are calculated to recover these costs. The combined forecast revenue associated with these signalling-prices is referred to as the Forecast Signalling Revenue

<sup>6</sup> <https://www.ea.govt.nz/dmsdocument/25436-more-efficient-distribution-prices-principles-and-practice>

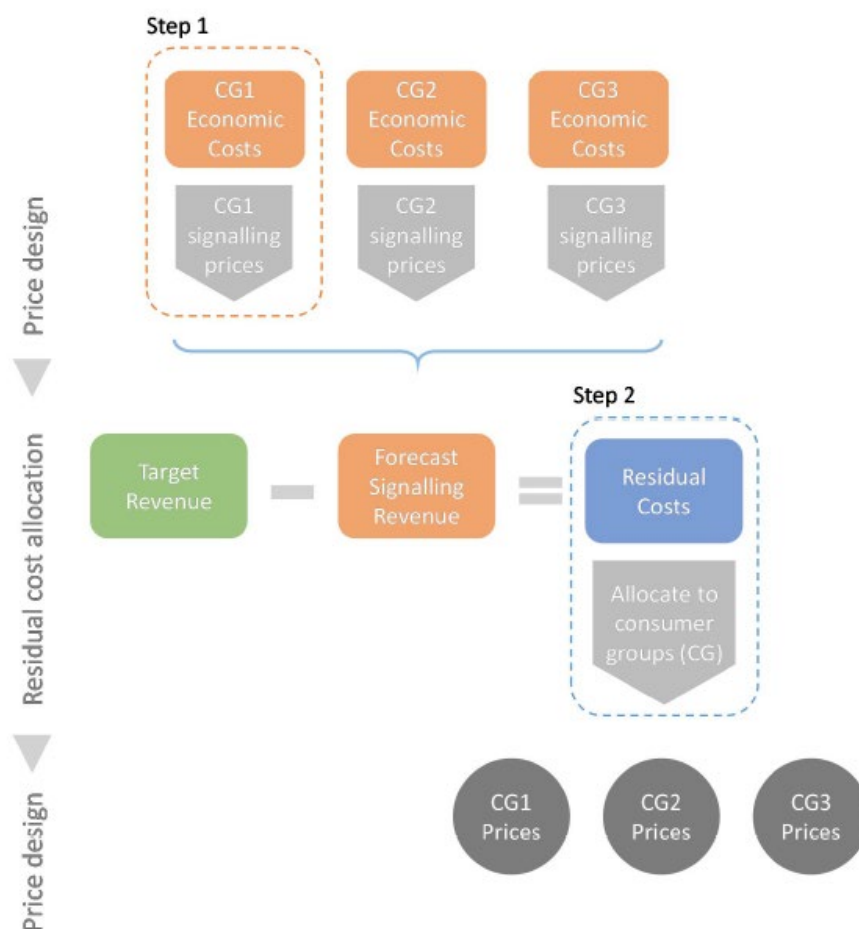
<sup>7</sup> <https://www.ea.govt.nz/assets/dms-assets/30/Distribution-Pricing-Practice-Note-v-2.2-October-2022.pdf>

<sup>8</sup> 'Price Design' includes the separate BEL pricing tasks we referred to as 'Price-Structure Review' and 'Price Calculation'

- The Residual Costs (Target Revenue less Forecast Signalling Revenue) are then allocated to the Price Categories using a (modified) Traditional Price-Setting Methodology – which results in the least distortion in network use – and appropriate prices are calculated to recover these costs

With regard to the Authority’s Price-Setting terminology, Price Design refers to combination of the separate BEL pricing tasks which we refer to as:

- Price-Structure Review
- Price-Calculation



**Figure 4 Price-Setting Methodology – Cost-Reflective**

The Price-Structure Review and Price-Calculation tasks differ in the sense that the Price-Structure provides the platform/framework on which the Price-Calculation is undertaken. Price-Structure changes will often require Retailer/consumer consultation as they are generally more permanent and/or significant, for example the introduction of a new price component or significant change in the proportion of fixed revenue. Retailer/consumer consultation takes time and as the Price-Structure is generally not changed regularly, we use the term ‘review’ as more often than not it is a review rather than a change.

In contrast Price-Calculation is undertaken annually and prices generally change from year to year. Price changes generally only require Retailer/consumer notification, rather than consultation, provided the price/charge changes are within reasonable bounds and do not constitute price shocks.

Historically BEL's Pricing-Setting Methodology has taken the form of a Traditional Price-Setting Methodology, and this continues to be the case for 2024/25. It is however noted that in the situation where the Economic Costs are zero (or near zero), the Cost-Reflective Methodology reverts to the form of a Traditional Price-Setting Methodology e.g. no initial step to determine the signalling-prices and Signalling Revenue is required.

BEL is of the view that the Economic Costs associated with our Price Categories is currently zero for the following reasons:

- Network demand has not experienced growth in recent years and this is forecast to continue in the foreseeable future
- Significant spare capacity exists on our network and there are no congestion issues
- Limited capex expenditure is forecast to manage network growth or relieve constraints

BEL's Asset Management Plan 2024-34, available from our website [here](#), provides details on our Load Forecasts, Constraints & Proposed Capex Program in Sections 6.6 – 6.8 respectively. Section 6.8.2 states that BEL is forecasting limited load growth and associated capital expenditure for the 2024-34 planning period.

Given this information BEL is of the view that the Price-Setting Methodology we have been using for a number of years is, and continues to be, consistent with a Cost-Reflective Price-Setting Methodology.

### **3.5 Locational Price Differentiation**

Lower density rural areas require a greater level of investment for each consumer connection, both in terms of establishing connections and maintaining the network. While this provides a basis for applying higher prices to our consumers in rural and remote rural areas BEL's current policy is to not implement locational price differentiation. Our reasons for this are outlined as follows:

- Rural consumers make a greater capital contribution when first connecting to the network and this provides a clear locational signal.
- We are conscious that rural customers receive a lower level of service with a greater number of faults and longer restoration times, and this somewhat offsets the higher on-going costs of supply to rural areas.
- We recognise that consumers have made long-term investment and/or consumption decisions on the basis of expectations that have been shaped from past pricing arrangements. Significant increases in our prices to rural connections does not support these previous decisions and/or provide price stability.
- A significant proportion of the existing rural and remote network was funded via the Rural Electrical Reticulation Council (RERC) which operated from 1946 to 1993, rather than by our connected consumers (owners).

BEL understands it costs the Company much more to provide supply to our rural consumers and their level of service is relatively lower. Improving this cost/service equation is not possible using the existing electricity supply technology. In the longer term the best available option available to low use rural consumers may be off-grid supply as the cost of these generation + battery solutions decrease. BEL also recognises that rural consumers have made long term investment decisions in connecting to the network, and as electricity is a social service the Company is committed to ensuring that a reliable and cost-effective supply continues to be made available.

How BEL addresses pricing has the potential to create significant implications for the future use of our network in both urban and rural areas. With the continual decrease in the cost of new technologies, such as off-grid and alternative energy storage systems, we are actively monitoring the relevant economic factors and the long-term benefits which exist to consumers, BEL, and the wider community. Given the higher costs associated with rural connections, off-grid supplies in these areas will in general become economic before those in urban areas.



## 4. Target Revenue

As a consumer-owned Electricity Distribution Business (EDB), BEL is exempt from the Default Price Path (DPP) regime administered by the Commerce Commission. However, BEL has determined that it is in its interests, the interests of its consumer-owners, and the interests of consumers connected to the BEL network, to align its Pricing Methodology to that of its non-exempt peers. It is therefore integral to BEL's Pricing Methodology that a 'building blocks' approach is used to determine the appropriate level of costs to be recovered – this being the Target Revenue required for the year.

BEL has two subsidiaries – a wholly owned electrical contracting business and an investment holding company which holds c.49% of a limited partnership electricity retail business. BEL's pricing approach for the network business is on a standalone basis and is not influenced or diluted by any of the subsidiary businesses.

### 4.1 Target Revenue Components

The Target Revenue has been determined to be \$10,900k for the 2024/25 financial year, and consists of the following major cost components (also see Figure 5):

- **Maintenance \$1,473k**  
Non-capital investment costs which are directly associated with maintaining the distribution network assets. Network operational costs are included in Maintenance.
- **Transmission Costs \$2,350k**  
Costs paid to Transpower for our connection to the national transmission grid which are referred to as *Recoverable Costs* by the Commerce Commission
- **Business Support \$3,054k**  
Includes the other indirect costs (such as Administration and Overhead costs) necessarily incurred in providing the distribution service. Pass-through costs (another term used by the Commerce Commission) includes some industry levies and Local Authority rates, and these are also included in Business Support costs.
- **Depreciation & Disposals \$1,625k**  
Capital investment in distribution network assets is recovered over their useful life as depreciation
- **Return on Investment \$2,398k**  
Comparable to a post-tax Weighted Average Cost of Capital (WACC)

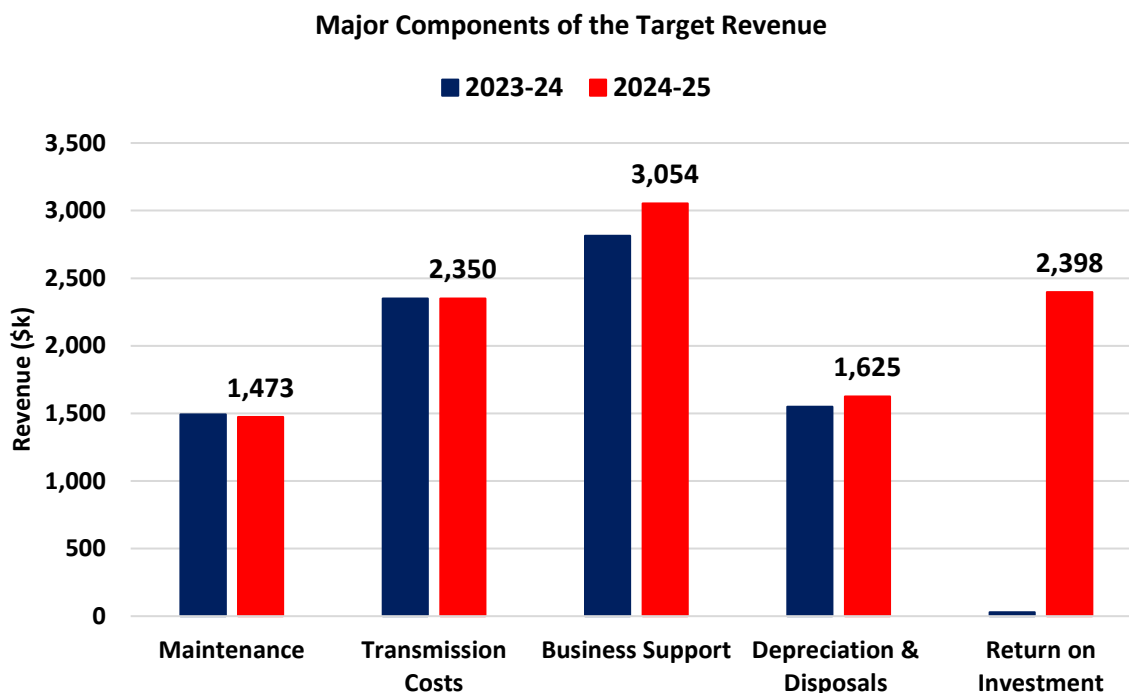


Figure 5 Major Components of the Target Revenue

## 4.2 Capital Contributions

In addition to Line Charge revenue BEL also receives capital contributions from consumers that require new or upgraded connections to our network. As the requirement for a capital contribution can only be determined once details of the specific connection are known, BEL does not have a schedule of charges. However, as there is a high degree of consistency in prices for similar categories of connection, the level of capital contribution is transparent to consumers.

## 4.3 Discretionary Discounts and Rebates

BEL does not have specific policies in place regarding discretionary discounts or rebates. Any decision to provide a discount or make a rebate will be determined by the BEL Board following input from management and our Trust owners.

## 4.4 Metering and Load Control Equipment

Whilst BEL sold its metering and ripple control relays to in the late 1990's following the deregulation of the electricity industry, it retained the equipment and operational services for sending out load control signals (ripple signals) and BEL charges consumers for this service. The costs associated with providing this load control service is included in the Business Support component of the Target Revenue.

## 5. Price Categories

Consumer connections are categorised into Price Categories (Electricity Registry Price Categories) which have similar maximum demand, connection capacity, network usage characteristics, and other energy delivery cost drivers in order to simplify the processes of:

- Price-Setting
- Revenue recovery via Retailer Billing
- Administration
- Meeting Regulatory requirements e.g. Low Fixed Charge (LFC) Regulations 2004

The key cost drivers for the supply of electricity to consumers are identified as being maximum demand, connection capacity, connection assets, network usage characteristics and location. For the time being BEL does not take into consideration location in setting Delivery Prices, and as a result the costs associated with locational variation are averaged across BEL's distribution region.

BEL has adopted the standard practice of separating Residential from Commercial/Industrial/Business (General) connections and the Price Categories listed in Table 1 are being used to determine and apply Delivery Prices in 2024/25. The Price Categories G15SD, G69MD & GHLD are being added in 2024/25 in order to limit the impact of transmission charge increases on Residential consumers.

Price Category	Price Category / Connection Description	Anytime Maximum Demand (AMD)	No. of Connections	Fixed Charge Type
RSU	Residential Standard User	AMD ≤ 15kW	1,467	\$/Con/Day
RLU	Residential Low-User	AMD ≤ 15kW	2,813	\$/Con/Day
G15	General Connection – Small	AMD ≤ 15kW	300	\$/Con/Day
G15SD	General Connection – Small Discretionary	AMD ≤ 15kW	106	\$/Con/Day
STL	Streetlight Connection	AMD ≤ 15kW	46	\$/Con/Day
G69	General Connection – Medium	69kW ≥ AMD > 15kW	72	\$/kW/Day
G69MD	General Connection – Medium Discretionary	69kW ≥ AMD > 15kW	17	\$/kW/Day
DFM	Dairy Farm Connection		60	\$/kW/Day
GHH	General Connection – Large	1,000kW ≥ AMD > 69kW	8	\$/kW/Day
GHLD	General Connection – Large Discretionary	1,000kW ≥ AMD > 69kW	7	\$/kW/Day
STK	Large Industrial Connection	> 1,000kW	1	\$/kW/Day
<b>Total</b>			<b>4,897</b>	

**Table 1 Price Categories and Average Number of Connections (forecast) 2024/25**

## 5.1 Residential Connections & Low User Pricing

Residential Standard User (RSU) and Residential Low User (RLU) Delivery Prices are set so that a typical connection using 8,000kWh annually would experience the same annual Line Charges on either Standard or Low User prices – as required by the Low Fixed Charge (LFC) Regulations 2004. Consumers using more than 8,000kWh will generally be better off on Residential Standard User pricing, while those using less than 8,000kWh will generally be better off on Residential Low User pricing.

The average Residential consumer connected to the BEL Network uses approximately 5,000kWh annually, and as a result it is expected that most Residential consumers would be better off on Residential Low User pricing. Only connections which are the primary place of residence are eligible for low user pricing.

An Amendment<sup>9</sup> to the Electricity Regulations has allowed Distributors to phase out Residential Low User Pricing from 1 April 2022. The Fixed Daily Charge for these users (previously set at \$0.15/Con/Day) can be increased by \$0.15 each year for 5 years, after which time the LFC Regulations 2004 will cease to exist, thus allowing the Standard User and Low User Residential categories to be amalgamated if deemed appropriate. BEL is of the view that it is appropriate for us to phase out our pricing to Low Users and the Fixed Daily Charge for this Price Category has been set at \$0.60/Day for 2024/25.

## 5.2 Non-Residential Connections – AMD Based Pricing

BEL significantly restructured its pricing for Non-Residential connections from 1 April 2021 including the adoption of an Anytime Maximum Demand (AMD) based Pricing Structure. Connections for which a Fixed Capacity Charge (\$/kW/Day) applies the half-hour AMD is used as the Chargeable Capacity rather than the Connection Capacity (design or maximum capacity of the connection) as is most commonly the case for the implementation of distribution pricing in New Zealand.

The Chargeable Capacity is currently reassessed on an annual/biennial basis subject to the availability of Smart Meter data, or as otherwise deemed appropriate following an upgrade or material change of use. Chargeable Capacity is determined for the 12-month period ending 31 August and applied for charging at the start of the following financial year (1 April). Full details of our Chargeable Capacity assessment process and our decision to adopt AMD based pricing are provided in our [Pricing Policy](#).

---

<sup>9</sup>[https://www.legislation.govt.nz/regulation/public/2021/0391/latest/whole.html?search=ts\\_act%40bill%40regulation%40deemedreg\\_Electricity\\_resel\\_25\\_a&p=1#LMS600815](https://www.legislation.govt.nz/regulation/public/2021/0391/latest/whole.html?search=ts_act%40bill%40regulation%40deemedreg_Electricity_resel_25_a&p=1#LMS600815)

### **5.3 Temporary Connections**

BEL does not have a specific Price Category for temporary connections as these are treated in the same manner as permanent connections. Temporary supplies are always metered connections. Builders Temporary Supplies (BTS) for the construction of new homes are normally categorised as Residential connections.

### **5.4 Unmetered Connections**

BEL does not have a specific Price Category or pricing for unmetered load. The most significant unmetered load consists of approx. 150 Buller District Council streetlights (recorded in the RAMM streetlight database), which are aggregated onto a single Distributed Unmetered Load (DUML) ICP on the Electricity Registry.

Phone Booths and Cabinets are also unmetered and are charged as General connections on individual ICPs at the standard rates of consumption for these loads.

### **5.5 Streetlight Connections**

A new Price Category specifically for Streetlight connections was created at the beginning of the 2021/22 financial year. While the overall proportion of network energy consumption is approx. 0.5% for this Price Category, the specific asset usage and consumption profile warrants a separate pricing for this connection type.

### **5.6 Dairy Farm Connections**

A new Price Category specifically for Dairy Farm connections was created for the 2021/22 financial year. BEL has identified Dairy Farm milking sheds as making up a significant proportion of the load on our rural 11kV network (approx. 40%). The vast majority of Dairy Farm connections have a half-hour Anytime Maximum Demand (AMD) greater than 15kW.

### **5.7 Irrigation Connections**

BEL does not have a specific Price Category for irrigation load as this type of connection does not represent a significant proportion of the load on our network.

## 6. Price Category Revenue/Cost Allocation

The Cost Allocation Algorithm allocates the components of the Target Revenue detailed in Section 4 to the Price Categories. BEL has simplified the Cost Allocation Algorithm used in 2024/25 compared with all Major Cost Components being allocated based on the forecasted Price Category energy consumption. This allocation as detailed in Table 2 and Figure 6 is considered to be the most appropriate to provide a Price Category Target Revenue which is cost-reflective and service-based.

Price Category	Energy (GWh)	Energy %	Target Revenue (\$k)
RSU	9.10	17.8%	1,939
RLU	12.00	23.5%	2,557
G15	3.20	6.3%	682
G15SD	0.90	1.8%	192
STL	0.25	0.5%	53
G69	4.10	8.0%	874
G69MD	1.60	3.1%	341
DFM	3.50	6.8%	746
GHH	6.10	11.9%	1,300
GHHLD	1.50	2.9%	320
STK	8.90	17.4%	1,897
<b>Total</b>	<b>51.15</b>	<b>100.0%</b>	<b>10,900</b>

Table 2 Price Category Allocation & Target Revenue

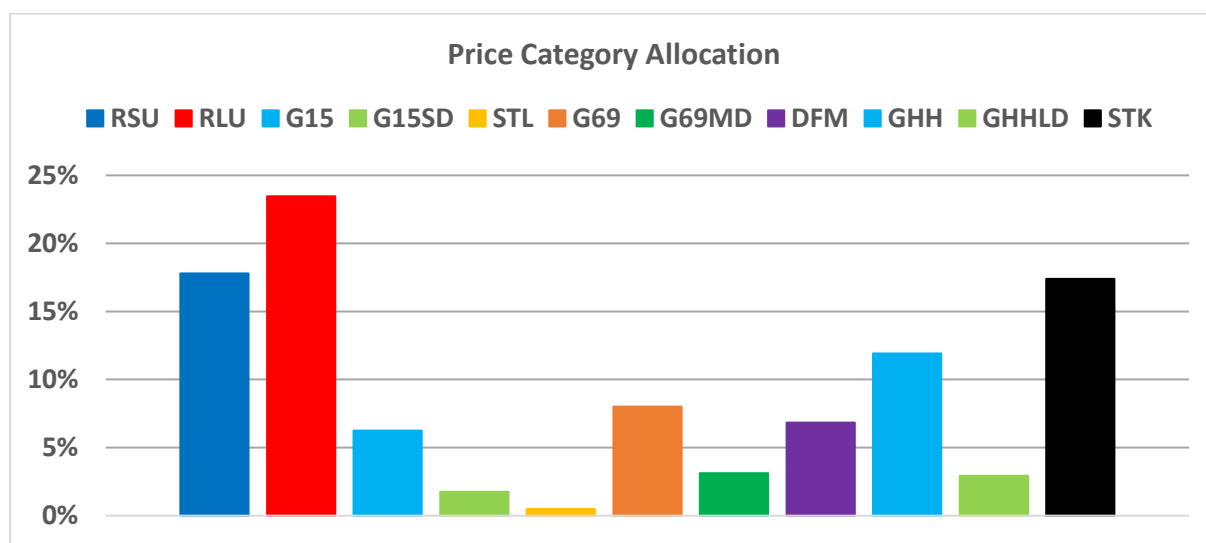


Figure 6 Price Category Allocation

## 7. Price-Structure & Price-Calculation

This Section firstly documents the Price-Structure on which the Price-Calculation task is performed:

- Fixed Revenue Proportion
- Fixed Charges – Price Components
- Variable Charges – Volume Price Components

The results of the Price-Calculation and the Forecast Price Category Revenue for the 2024/25 financial year are then presented. A full list of the Price Components which exist in the different Price Categories is provided in Appendix A – Price Schedule.

### 7.1 Fixed Revenue Proportion

BEL has currently settled on an overall Fixed Charge proportion of 50% in the majority of our Price Categories, and we are of the view that this provides a good balance between fixed and variable charges and is entirely reasonable. BEL considers that in terms of following Good Electricity Industry Practice, and being a prudent network operator, it is in our interests to maintain incentives for managed water heating load and off-peak network use as per our Pricing Strategy.

While the Economic Costs associated with the operation of our network are near zero, the pricing guidelines issued by the Electricity Authority advocate that BEL should collect all Revenue (being entirely made up of Residual Costs) as Fixed Charges. BEL considers this is unrealistic with a maximum possible value for proportion of Fixed Charges being in the range 66-75% if incentives for water heating load and off-peak network usage are to be preserved.

Furthermore, contrary to the Authority's assertion we are of the view that Fixed Charges also incentivise consumers to modify their use of the network due to the step changes which exist at Fixed Charge pricing boundaries. The greater the proportion of Fixed Charges the greater the incentive as has been explained in our October 2021 Distribution Pricing Consultation Submission<sup>10</sup>.

### 7.2 Fixed Charges – Price Components

#### Fixed Daily Charge – \$/Con/Day

Fixed Daily Price Components (\$/Day, \$/ICP/Day or \$/Con/Day) are applied to consumers in Price Categories RSU, RLU, G15, G15SD and STL. For Residential Low User consumers (Price Category RLU) the maximum fixed price amount is set at \$0.60/day in 2024/25 by the LFC regulations 2004.

---

<sup>10</sup> <https://www.ea.govt.nz/assets/dms-assets/29/Buller-DP-Practice-Note-submission-2021.pdf>

### Fixed Capacity Charge – \$/kW/Day

Fixed Capacity Price Components (\$/kW/Day) are applied to consumers in Price Categories G69, G69MD, DFM, GHH, GHLD & STK. This is a lagged charge where the Chargeable Capacity is the half-hour Anytime Maximum Demand (AMD) in the previous September to August period. This AMD value is also referred to as Chargeable Capacity as this value is recorded in the Chargeable Capacity field of the Pricing section of the Electricity Registry. The Fixed Capacity Charge and the Chargeable Capacity assessment process is fully described in BEL’s Pricing Policy available [here](#).

BEL has undertaken an AMD assessment for approximately 200 non-residential connections for the 2024/25 financial year using half-hour data received from Retailers. For the remaining non-residential connections the Price Category & Chargeable Capacity assignments are being rolled over from the 2023/24 financial year and will therefore remain unchanged in 2024/25.

### 7.3 Variable Charges – Volume Price Components

All consumers are subject to variable price components which are dependent on the energy (kWh) units consumed, as recorded by revenue metering. In each Price Category BEL offers Uncontrolled (24 hour), Controlled (for water heating), Day (7am-11pm) and Night (11pm-7am). In addition, BEL has legacy All Inclusive prices in the Residential Price Categories. Our variable prices are set in a manner to incentivise the use of electricity during off peak times (Night), and to encourage consumers to offer their hot water heating as controllable load.

The ratios between the different volume price components in all Price Categories are as per the standard values given in Table 3. Given that BEL has a Pricing Strategy which seeks to preserve incentives for managed water heating load and off-peak network consumption these ratios are considered to represent the lowest Volume Price differentials which satisfy this objective.

#	Volume Price Ratio	2024/25
1	Controlled / Uncontrolled	0.750
2	All Inclusive / Uncontrolled	0.950
3	Day / Uncontrolled	1.100
4	Night / Uncontrolled	0.550
5	Day / Night	2.000

**Table 3 Standard Variable (Volume/Consumption) Price Ratios**

### 7.4 Power Factor

BEL currently does not apply a Power Factor charge to any connections. The provision for such a charge exists as part of the Retailer Agreements in place with the Retailers trading on our network.



## 7.5 Price-Calculation

The final step in the Price-Setting process is to determine Delivery Prices – the actual values of the fixed and variable price components – so that that the Target Price Category Revenue and overall Target Revenue are forecast to be recovered. With reference to Figure 2 this is the Price-Calculation task of the Price-Setting Methodology.

Given a set of Delivery Prices the Forecast Price Category Revenue can be calculated for each Price Component using appropriate forecasts of the consumer numbers, Chargeable Capacity and energy consumption. BEL's forecasts for 2024/25 take the view that there will be no material increases in energy consumption or consumer numbers.

The previous year's prices are normally used as the initial prices, and these prices are then modified in an iterative manner, with a goal of achieving the best pricing solution subject to a range of criteria including:

- The difference between the Target and Forecast Price Category Revenues
- The split between fixed and variable line charge revenue for each Price Category and for the overall revenue
- Percentage and dollar value allocation of the forecast revenue across the Price Categories
- Overall Price Category revenue impacts, and possibly also the charge impacts at the individual consumer level if deemed necessary
- The percentage change in prices between years
- Compliance of the Residential prices (Price Categories RSU and RLU) with the LFC Regulations 2004

The Price-Calculation task is a relatively simple process if the required price increases are minimal or not required and increases in complexity the greater the required price increases.

## 7.6 Forecast Price Category Revenue

The Forecast Price Category Revenue and associated pricing statistics for the 2024/25 financial year are summarised in Table 4. . BEL has decided to increase the proportion of Fixed Charges for STK to 75%, and overall proportion of Fixed Charges is now 50%.

The percentage Price Category Revenue forecast & pricing model target for the 2024/25 financial year are given in Table 5 and shown graphically in Figure 7

The Delivery Prices set for the pricing year from 1 April 2024 are considered cost reflective in terms of the Target and Forecast Price Category Revenue being approximately equal. While Figure 7 shows that over/under recoveries exist, the difference between the forecast and target values is considered acceptable.

Price Category	ICPs	Energy (GWh)	Chargeable Capacity (kW)	Fixed Revenue (%)	Variable Revenue (%)	Fixed Revenue (\$k)	Variable Revenue (\$k)	Total Revenue (\$k)
RSU	1,467	9.10		50.0%	50.0%	910	909	1,820
RLU	2,813	12.00		27.4%	72.6%	616	1,633	2,249
G15	300	3.20		50.0%	50.0%	389	388	777
G15SD	106	0.90		50.0%	50.0%	144	144	289
STL	46	0.25		65.0%	35.0%	64	35	99
G69	72	4.10	2,040	50.0%	50.0%	487	488	975
G69MD	17	1.60	645	50.0%	50.0%	199	199	398
DFM	60	3.50	1,924	50.0%	50.0%	353	353	707
GHH	8	6.10	1,497	50.0%	50.0%	542	541	1,083
GHHLD	7	1.50	850	75.0%	25.0%	264	264	528
STK	1	8.90	2,317	50.0%	50.0%	1,482	494	1,976
<b>Total</b>	<b>4,897</b>	<b>51.15</b>		<b>50.0%</b>	<b>50.0%</b>	<b>5,451</b>	<b>5,449</b>	<b>10,900</b>

Table 4 Forecast Price Category Statistics for the 2024/25 Financial Year

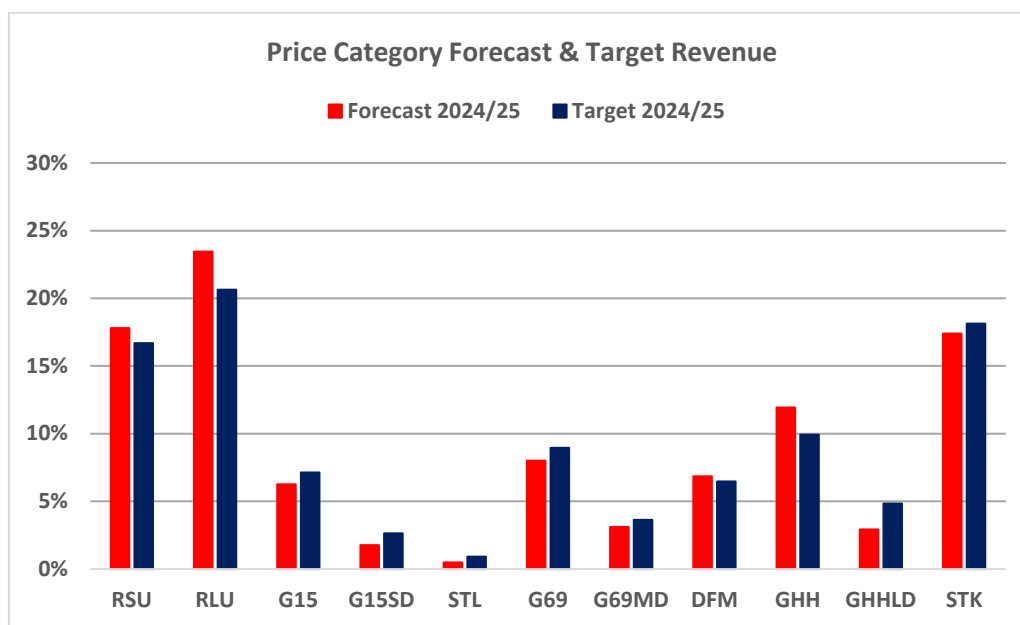


Figure 7 Price Category Forecast Revenue Percentages 2024/25

Price Category	Forecast 2024/25	Target 2024/25
RSU	16.7%	17.8%
RLU	20.6%	23.5%
G15	7.1%	6.3%
G15SD	2.6%	1.8%
STL	0.9%	0.5%
G69	8.9%	8.0%
G69MD	3.6%	3.1%
DFM	6.5%	6.8%
GHH	9.9%	11.9%
GHHLD	4.8%	2.9%
STK	18.1%	17.4%

Table 5 Price Category Forecast Revenue Forecast &amp; Target Percentages

## 7.7 Price Category Delivery Price Increases

The overall increase in Delivery Prices for the Price Categories for the 2024/25 financial year are summarised in Table 6. This is determined by applying 2023/24 and 2024/25 Delivery Prices to the forecast 2024/25 fixed and variable price component quantities e.g. consumer numbers, Chargeable Capacity and energy consumption, and comparing the resulting year on year total Price Category Line Charge Revenue on a percentage change basis. The Line Charge changes determined in this manner reflect the overall average change in the Delivery Prices & Line Charges to consumers in each Price Category.

It is noted that whether or not an individual consumer will experience an increase, decrease, or no change in their Line Charges from year to year depends on the Delivery Prices they are subject to in combination with their electricity usage patterns.

## 7.8 SRAM Payment to Retailers

In November 2022, the Authority released a decision<sup>11</sup> to change the Settlement Residual Allocation Methodology (SRAM) and mandate that the associated payment to Distributors is passed on to

<sup>11</sup> <https://www.ea.govt.nz/development/work-programme/pricing-cost-allocation/settlement-residual-allocation-methodology-sram/consultation/changes-to-settlement-residual-allocation-methodology/>

Retailers. BEL has decided to implement the monthly payment of SRAM to Retailers by way of a small uniform reduction to our variable (\$/kWh) delivery rates. The small reduction in the variable rates is based on an estimated total SRAM payment to Retailers of \$102,300 and total energy delivery of 51.15GWh in the 2024/25 financial year. This method of payment results in the SRAM being allocated to Retailers based on consumption as per the standard industry practice. BEL intends to washup the difference between the estimated & actual SRAM received in 2024/25 by making a one-off payment at the end of the 2024/25 financial year.

Price Category	Description	Average Overall Increase in Delivery Prices
RSU	Residential Standard User	12.6%
RLU	Residential Low-User	12.4%
G15	Small Commercial	28.0%
G15SD	Small Commercial – Discretionary	50.0%
STL	Streetlights	50.0%
G69	Medium Commercial >15kW	28.0%
G69MD	Medium Commercial >15kW – Discretionary	50.0%
DFM	Dairy Farm	28.0%
GHH	Large Commercial > 69kW	28.0%
GHHLD	Large Commercial > 69kW – Discretionary	50.0%
STK	Large Industrial >1000kW	65.0%
	<b>Overall – Residential</b>	<b>12.4%</b>
	<b>Overall – Non-Residential</b>	<b>41.1%</b>
	<b>Overall – All Consumers</b>	<b>28.8%</b>

Table 6 Average Overall Change in Price Category Delivery Prices

## Appendix A – Delivery Price Schedule 2024/25

### Delivery Price Schedule for Buller Electricity Limited



Applicable from 1 April 2024

This schedule lists the wholesale prices used to charge electricity retailers for the delivery service Buller Electricity Ltd (BEL) provides. This service includes the transmission and distribution of electricity but does not include the cost of the electricity itself. Please refer to your electricity retailer for details of retail electricity prices. Consumers that have questions regarding their delivery charges are invited to call Buller Electricity on (03) 788 8171, or email [energy@bullernetwork.co.nz](mailto:energy@bullernetwork.co.nz).

#### Residential Price Categories

Standard Users – Connections: 1,467			Low Users – Number of Connections: 2,813		
Fixed – Daily Charge	1.7000	\$/Con/Day	Fixed – Daily Charge	0.6000	\$/Con/Day
Variable – Uncontrolled Volume	0.1024	\$/kWh	Variable – Uncontrolled Volume	0.1409	\$/kWh
Variable – Controlled Volume	0.0763	\$/kWh	Variable – Controlled Volume	0.1052	\$/kWh
Variable – All Inclusive Volume	0.0972	\$/kWh	Variable – All Inclusive Volume	0.1338	\$/kWh
Variable – Day Volume	0.1128	\$/kWh	Variable – Day Volume	0.1552	\$/kWh
Variable – Night Volume	0.0554	\$/kWh	Variable – Night Volume	0.0766	\$/kWh

#### Non-Residential Price Categories

General Small – AMD ≤ 15kW – Connections: 300			General Small Discretionary – AMD ≤ 15kW – Connections: 106		
Fixed – Daily Charge	3.5500	\$/Con/Day	Fixed – Daily Charge	3.7300	\$/Con/Day
Variable – Uncontrolled Volume	0.1215	\$/kWh	Variable – Uncontrolled Volume	0.1603	\$/kWh
Variable – Controlled Volume	0.0906	\$/kWh	Variable – Controlled Volume	0.1197	\$/kWh
Variable – Day Volume	0.1339	\$/kWh	Variable – Day Volume	0.1765	\$/kWh
Variable – Night Volume	0.0659	\$/kWh	Variable – Night Volume	0.0873	\$/kWh
General Medium – AMD >15kW – Connections: 72			General Medium Discretionary – AMD >15kW – Connections: 17		
Fixed – Capacity Charge	0.6543	\$/kW/Day	Fixed – Capacity Charge	0.8437	\$/kW/Day
Variable – Uncontrolled Volume	0.1172	\$/kWh	Variable – Uncontrolled Volume	0.1266	\$/kWh
Variable – Controlled Volume	0.0874	\$/kWh	Variable – Controlled Volume	0.0945	\$/kWh
Variable – Day Volume	0.1291	\$/kWh	Variable – Day Volume	0.1395	\$/kWh
Variable – Night Volume	0.0636	\$/kWh	Variable – Night Volume	0.0687	\$/kWh
General Large – AMD > 69kW – Connections: 8			General Large Discretionary – AMD > 69kW – Connections: 7		
Fixed – Capacity Charge	0.9911	\$/kW/Day	Fixed – Capacity Charge	0.8521	\$/kW/Day
Variable – Uncontrolled Volume	0.0923	\$/kWh	Variable – Uncontrolled Volume	0.1759	\$/kWh
Variable – Day Volume	0.1017	\$/kWh	Variable – Day Volume	0.1937	\$/kWh
Variable – Night Volume	0.0499	\$/kWh	Variable – Night Volume	0.0958	\$/kWh

Continued on next page

**Streetlights – Connections: 46**

Fixed – Daily Charge	3.8400	\$/Con/Day
Variable – Streetlight Volume	0.1366	\$/kWh

**Pricing Notes**

- AMD – Anytime Maximum Demand
- All delivery prices exclude GST
- Day Period of Day/Night: 7:00am – 11:00pm
- Night Period of Day/Night: 11:00pm – 7:00am

**Dairy Farms – Connections: 60**

Fixed – Capacity Charge	0.5032	\$/kW/Day
Variable – Uncontrolled Volume	0.1103	\$/kWh
Variable – Controlled Volume	0.0822	\$/kWh
Variable – Day Volume	0.1215	\$/kWh
Variable – Night Volume	0.0598	\$/kWh

## Appendix B – Distribution Pricing Principles

This Appendix outlines and comments on the aspects of our Pricing Methodology that relate to the regulatory requirements of the Electricity Authority’s Pricing Principles and the Commerce Commission’s Information Disclosure requirements.

The then Electricity Commission published a set of pricing principles in February 2010, together with information disclosure guidelines. The principles-based approach to distribution pricing encourages all Distributors to conduct their pricing in a similar way. The Authority inherited these principles and guidelines on its establishment in November 2010. It has recently revised the principles, replaced the guidelines with practice notes, and introduced a scorecard approach to assess distributor pricing and pricing development.

### B.1 Electricity Authority Pricing Principles

The Commerce Commission Information Disclosure Determination (IDD) requires EDB’s in their Pricing Methodologies to –

*“Demonstrate the extent to which the pricing methodology is consistent with the pricing principles and explain the reasons for any inconsistency between the pricing methodology and the pricing principles.”*

The Electricity Authority Distribution Pricing Principles<sup>12</sup> were updated in June 2019 and are as follows:

- |                                                                                                                                                                                                                                                                                                                                                                                                                                                                                                                                                                                                                                                                                                                                                                                                                                                                                            |
|--------------------------------------------------------------------------------------------------------------------------------------------------------------------------------------------------------------------------------------------------------------------------------------------------------------------------------------------------------------------------------------------------------------------------------------------------------------------------------------------------------------------------------------------------------------------------------------------------------------------------------------------------------------------------------------------------------------------------------------------------------------------------------------------------------------------------------------------------------------------------------------------|
| <p><b>a)</b></p> <p><i><b>Prices are to signal the economic costs of service provision, including by:</b></i></p> <p><i><b>i.</b></i> being subsidy free (equal to or greater than avoidable costs, and less than or equal to standalone costs);</p> <p><i><b>ii.</b></i> reflecting the impacts of network use on economic costs;</p> <p><i><b>iii.</b></i> reflecting differences in network service provided to (or by) consumers; and</p> <p><i><b>iv.</b></i> encouraging efficient network alternatives.</p> <p><b>b)</b> Where prices that signal economic costs would under-recover target revenues, the shortfall should be made up by prices that least distort network use.</p> <p><b>c)</b> Prices should be responsive to the requirements and circumstances of end users by allowing negotiation to:</p> <p><i><b>i.</b></i> Reflect the economic value of services; and</p> |
|--------------------------------------------------------------------------------------------------------------------------------------------------------------------------------------------------------------------------------------------------------------------------------------------------------------------------------------------------------------------------------------------------------------------------------------------------------------------------------------------------------------------------------------------------------------------------------------------------------------------------------------------------------------------------------------------------------------------------------------------------------------------------------------------------------------------------------------------------------------------------------------------|

<sup>12</sup> <https://www.ea.govt.nz/assets/dms-assets/25/25436Distribution-pricing-More-efficient-distribution-prices-Principles-and-practice.pdf>

- ii. Enable price/quality trade-offs.*
- d) Development of prices should be transparent and have regard to transaction costs, consumer impacts, and uptake incentives.*

The following Sections provide comments on the alignment of our Pricing Methodology with the Pricing Principles.

## **B.2 Principle (A) – Signalling Economic Cost**

- a) Prices are to signal the economic costs of service provision, including by:*
  - i. being subsidy free (equal to or greater than avoidable costs, and less than or equal to standalone costs);*
  - ii. reflecting the impacts of network use on economic costs;*
  - iii. reflecting differences in network service provided to (or by) consumers; and*
  - iv. encouraging efficient network alternatives.*

### ***Principle a) – i***

BEL considers that our prices are subsidy-free in the sense that our costs are allocated to Price Categories using the Cost Allocation Algorithm, and the Target Price Category Revenue is approximately recovered from each Price Category using appropriate set Delivery Prices.

It is noted that the term subsidy-free is used here in the context that costs are averaged over all consumers in a Price Category. Our current pricing implementation does not attempt to account for specific locational factors and the associated network costs for consumers in different areas, or the age of an individual consumers supply when determining network charges. In this regard there may be elements of price discrimination and/or mis-priced risks, the most significant perhaps being that between urban and rurally located consumers.

BEL has established that the incremental costs (economic costs) incurred in supplying another unit of electricity is close to zero in most cases, and our signalling prices and associated Signalling Revenue are zero.

Standalone cost is the consumers next best alternative to connection to BEL's distribution network. The primary options available for network bypass is using small-scale PV solar plus battery solutions for those with low electricity requirements, and diesel generation for larger consumers.

### ***Principle a) – ii***

While our economic costs are near zero, we nonetheless have historically, and continue, to provide consumers with price signals at the periods of highest network demand when use of the network is most likely to result in future incremental costs. This is in the form of:



- Lower prices for controllable and night-time loads which incentivises movement of load away from the periods of high network demand
- Fixed capacity-based charges for all connections (either \$/Day or \$/kW/Day) which incentivises consumers to reduce their contribution to the local and overall network Any-Time Maximum Demand (AMD). While consumers are not charged directly for their contribution to the network Coincident Any-Time Maximum Demand (CAMD) or the Regional Coincident Peak Demand (RCPD), these cost drivers are well approximated by the contribution to total energy consumption (at the Price Category level) in the Cost Allocation step of the Price-Setting Methodology as they influence the Target Price Category Revenue on a lagged basis. Any growth in Price Category CAMD and RCPD results in higher relative prices and charges to the Price Category (and associated consumers) in the future.

***Principle a) – iii***

The nature of interconnected distribution networks, where the assets and costs are shared by all for collective benefit, is that in most cases consumers are unable to individually select their level of service. The primary exceptions to this are the:

- Demand/Capacity service as larger consumers pay higher capacity based fixed charges (\$/Day or \$/kW/Day)
- Controlled load service where the consumer offers their hot water heating for BEL to control in exchange for lower variable consumption prices associated with this load

In terms of fault repair and restoration following widespread power outages our objective is to minimise the extent of the disruption to our consumers, subject to the physical resources available to do this work at the time. An inherent by-product of this equation is that in general terms larger consumers will be restored prior to smaller consumers if/when/where this becomes a matter of resource allocation. Furthermore, it takes longer to find, repair and restore faults in rural areas compared with urban areas. This is viewed by BEL as another aspect of the inherent price-quality trade-off which exists on our network.

***Principle a) – iv***

When prices are above the standalone cost for particular consumers, a situation is created where the possibility of inefficient alternatives to existing infrastructure arises. Given that BEL's services are currently priced below that of the equivalent standalone alternative in most cases we are of the view that our pricing does not currently encourage inefficient network alternatives.

While the uptake of small-scale distributed generation (primarily PV solar) in our region remains very limited, as the relative cost of PV solar and other emerging technologies drops, more economic alternatives may arise. In the medium term, BEL intends to consider options for encouraging alternative supply when that is efficient.

### **B.3 Principle (B) – Allocation of Residual Costs**

***b) Where prices that signal economic costs would under-recover target revenues, the shortfall should be made up by prices that least distort network use.***

We are of the view that our current allocation of residual costs creates the least possible distortion of network use given:

- We currently have a 50% Fixed Revenue proportion – excluding the Price Categories which are fixed charge constrained. While the LFC Regulations 2004 are clearly a material constraint in this area it is recognised that starting from 1 April 2022 BEL intends to phase out Low User Pricing as provided for in the recent LFC Regulations 2004 Amendment.
- Our existing policy to not increase the Fixed Revenue proportion in any Price Category to be greater than 50% with the existing exception of Streetlight connections and price category GHLD
- Revenue collected via Fixed Price Components (\$/Con/Day or \$/kW/Day) are less likely to create distortion in network use as they are less demand responsive than other measures

### **B.4 Principle (C) – Responsiveness to End Users**

***c) Prices should be responsive to the requirements and circumstances of end users by allowing negotiation to:***

- i. Reflect the economic value of services; and***
- ii. Enable price/quality trade-offs***

While BEL currently applies standard services and prices to all consumer connections, we are open to negotiation in situations where our standard terms of supply are inadequate or inappropriate. BEL believes that this approach will allow consumers to make price/quality trade-offs which better match their circumstances. To date this has not been required, and it is expected that this would only be a realistic option for our major consumers.

More generally, all customers are free to invest in ways of achieving a higher quality service than that provided by our network, by for example:

- Installing an on-site backup generator to achieve higher reliability than that provided by our network
- Using a relatively low-cost UPS (Uninterruptible Power Supply) to supply critical loads, such as computers and cash registers

## **B.5 Principle (D) – Transparency**

***d) Development of prices should be transparent and have regard to transaction costs, consumer impacts, and uptake incentive.***

BEL is committed to establishing a formal, prescribed and transparent Pricing Methodology which aims to allocate costs to individual consumers in a manner which fairly reflects the cost of providing network services.

We seek to minimise the transaction costs associated with our pricing and revenue collection via Retailers by limiting the complexity of the Price Categories and Price-Structure we use.

BEL recognises that consumers have made investment and/or consumption decisions based on expectations that have been shaped from past pricing arrangements. Price stability and price certainty are key considerations when making material pricing decisions. Wherever possible, any material changes to pricing should be signalled well in advance, and implementation should be phased in over time. To avoid price shocks, any significant rebalancing between Price Categories, or any reweighting between Fixed and Variable Price Components within a Price Category are modelled, using actual historic consumer Retailer Billing data, to assess the impact on consumers – with an intention of demonstrating and ensuring that price adjustments are not unreasonably large from year to year.



Buller Electricity Limited

24 Robertson Street  
Westport 7825  
New Zealand

P O Box 243  
Westport 7866  
New Zealand

T +64 3 788 8171  
E info@bullernetwork.co.nz  
W www.bullerelectricity.co.nz

## IN ACCORDANCE WITH THE COMMERCE ACT

### Electricity Distribution Information Disclosure Determination 2012

---

#### Certification for year beginning Disclosure 2024

We, **Shannon Keri Hollis** and **Craig Matthew Scanlon**, being directors of Buller Electricity Limited certify that, having made all reasonable enquiry, to the best of our knowledge-

- a) the following attached information of Buller Electricity Limited prepared for the purposes of clause 2.4.1 of the Electricity Distribution Information Disclosure Determination 2012 in all material respects complies with that determination.
- b) the prospective financial or nonfinancial information included in the attached information has been measured on a basis consistent with regulatory requirements or recognised industry standards.

.....  
Director

.....  
Director

.....  
Dated: February 29 2024  
.....